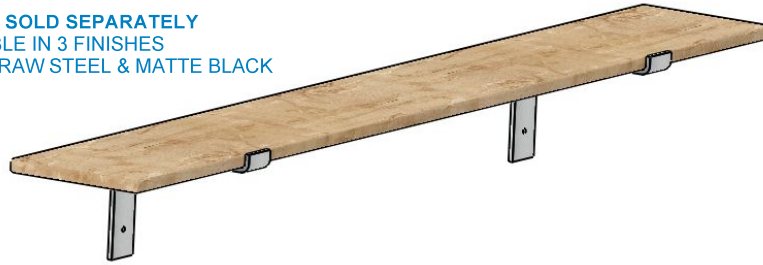
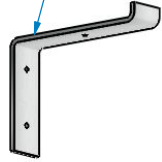



**SHELVES SHOWN WITH BRACKETS ( BRACKETS SOLD SEPARATELY)**


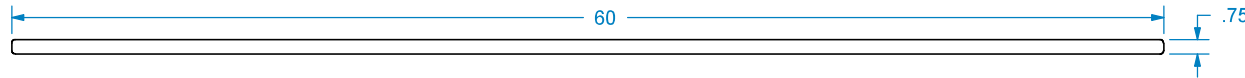
8" TRUSS BRACKET SOLD SEPARATELY  
01650860-1 AVAILABLE IN 3 FINISHES  
STAINLESS STEEL, RAW STEEL & MATTE BLACK



8" TRUSS STRAP SOLD SEPARATELY  
01650850-1 AVAILABLE IN 3 FINISHES  
STAINLESS STEEL, RAW STEEL & MATTE BLACK



HARDWOOD HANDPLANED ON ALL SURFACES. MAY HAVE SOME CLOSED KNOTS DEPENDING ON WOOD SPECIES



**UNFINISHED SHELVES**

PART #	DESCRIPTION
01SH086010AL1	NARROW INDUSTRIAL SHELF ALDER
01SH086010CH1	NARROW INDUSTRIAL SHELF CHERRY
01SH086010HM1	NARROW INDUSTRIAL SHELF HARD MAPLE
01SH086010WL1	NARROW INDUSTRIAL SHELF WALNUT
01SH086010AK1	NARROW INDUSTRIAL SHELF RED OAK
AVAILABLE FINISHED SHELVES	
01SH0860AKES1	NARROW INDUSTRIAL SHELF -RED OAK - ESPRESSO



REVISION HISTORY			TOLERANCES		AVAILABLE WOOD SPECIES	
REV	REV DATE	DESCRIPTION	WIDTH	± .03125"	(AK) RED OAK	(AL) ALDER (CH) CHERRY
			THICKNESS	± .03125"	(HM) HARD MAPLE	(WL) WALNUT
			LENGTH	± .0625"	AVAILABLE FINISHED WOODS	
			ANGULAR	± x.x°	(AK-ES) RED OAK - ESPRESSO FINISH	
			PROFILE	± x.xxx"		
			Use General Tolerances Unless Noted		Do not scale. Use dimensions only. All dimensions are in inches unless noted	

TITLE:	8" X 60" NARROW INDUSTRIAL SHELF	
	NOMINAL SIZE 60" X 8" X .75"	
DWG #:	<b>SEE TABLE</b>	REV:
DATE:	12/9/2016	SCALE:
		1:10