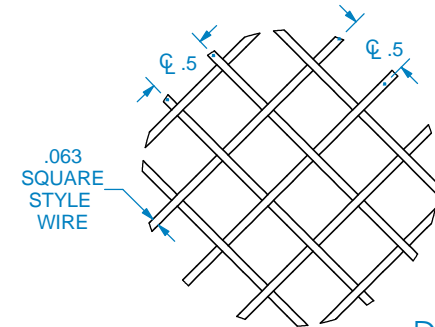
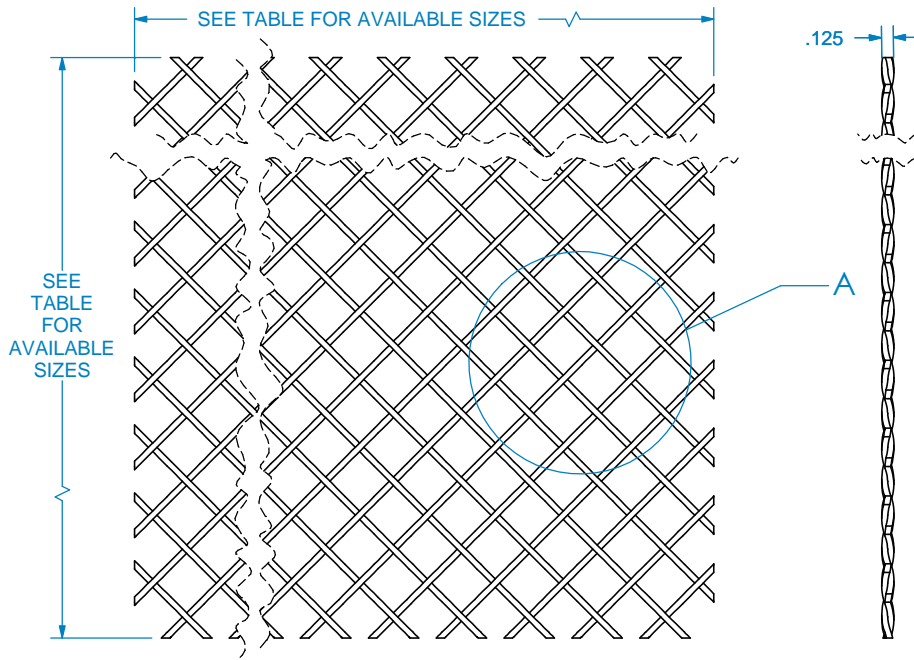




NAME	PART NUMBER	SIZE
.5" STRAIGHT FLAT DIAMOND MESH	013648CG10-1	36 X 48
.5" STRAIGHT FLAT DIAMOND MESH	013624CG10-1	36 X 24
.5" STRAIGHT FLAT DIAMOND MESH	011848CG10-1	18 X 48
.5" STRAIGHT FLAT DIAMOND MESH SAMPLE	01SMPLCG10-1	4 X 4



DETAIL A
SCALE 1 : 1.5



REVISION HISTORY			TOLERANCES	
REV	REV DATE	DESCRIPTION	WIDTH	± .03125"
			THICKNESS	± .03125"
			LENGTH	± .0625"
			ANGULAR	± x.x°
			PROFILE	± x.xxx"
			Use General Tolerances Unless Noted	

MATERIALS AND FINISHES
PLEASE VISIT OUR WEBSITE FOR A COMPLETE LIST. www.brownwoodinc.com 1-800-328-5858
NOTES: Do not scale. Use dimensions only. All dimensions are in inches unless noted

TITLE:	.5" STRAIGHT FLAT DIAMOND MESH	
	NOMINAL SIZE 36" X .125" X 48"	
DWG #:	013648CG10-1	REV:
DATE:	1/12/2019	SCALE:
		1:2