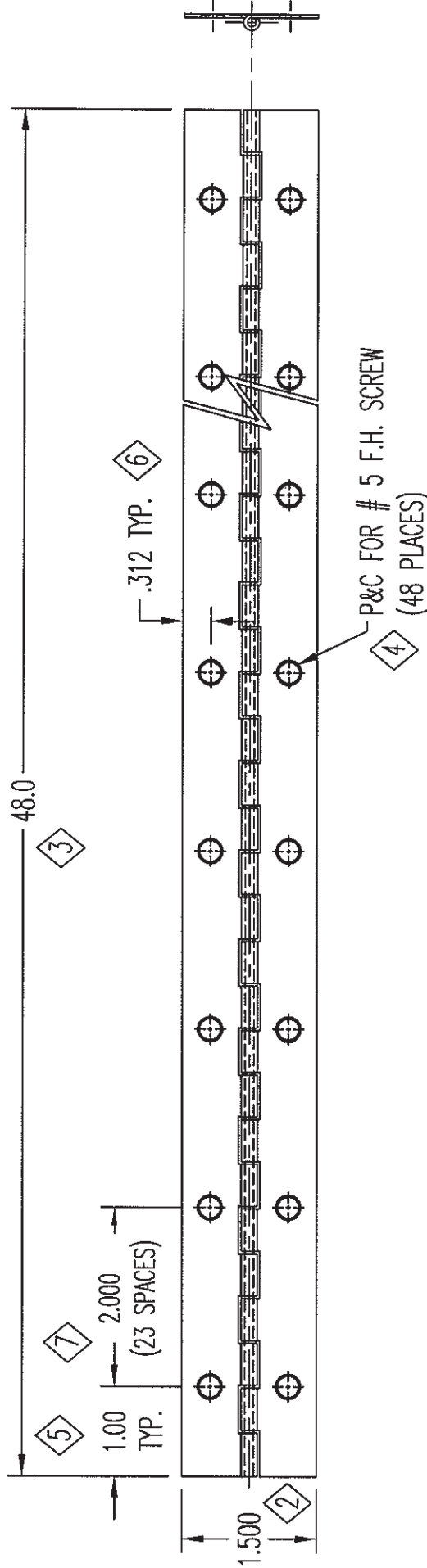


REV	DATE			CHANGE DESCRIPTION	CHG	CKD
	Y	M	D			
	96	01	08	RELEASED		
A	96	11	26	ADDED BLACK POWDER COAT FINISH (PF)		
B	02	12	20	ADDED STAT BRONZE FINISH		
C	03	11	12	ADDED BLACK ENAMEL FINISH (B2)/ADDED NOTE		
D	09	04	23	CHANGED ENAMEL (B2) TO POWDER COAT (B2)		

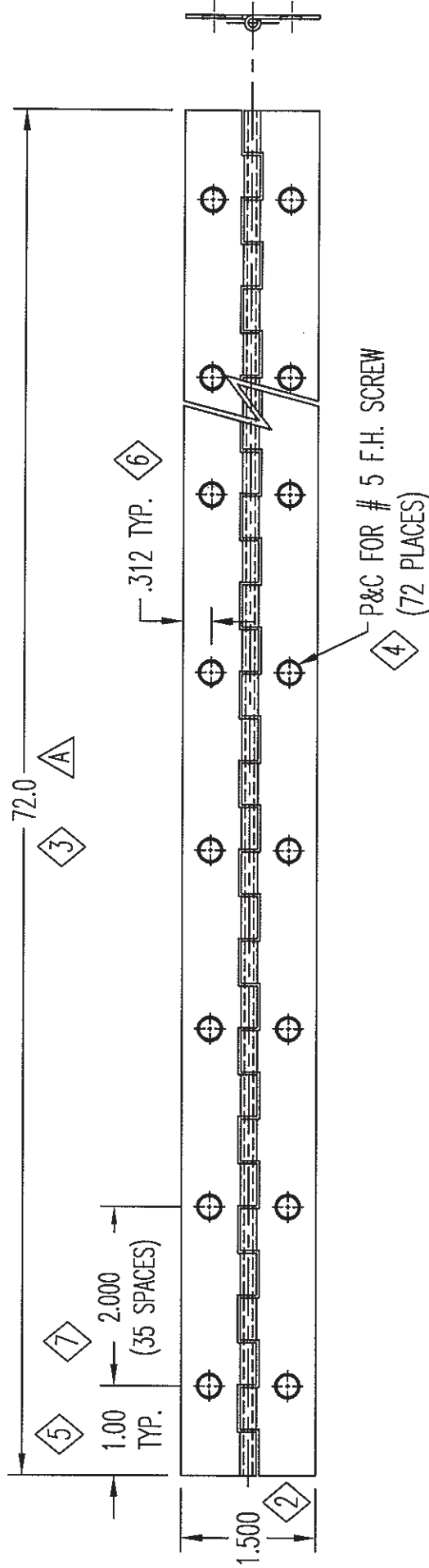
- ALL DIMENSIONS ARE IN INCHES
- DRAWINGS ARE NOT TO SCALE
- KNUCKLE PATTERN MAY VARY
- SPECIFICATIONS APPLY BEFORE FINISH



SPECIAL OPERATIONS STAKED B2 & PF USE 'STEEL' OTHER FINISHES USE 'CRS'	A) LEAF: THICKNESS: .040 ±.005 C) KNUCKLE LENGTH: 1/2" E) WIDTH: EQUAL _____ UNEQUAL _____ G) DECREASED ASSEMBLY: YES ___ NO * ___	1) SEE BOX 1) MATERIAL FINISH FINISH	B) PIN: DIAMETER: .090 ±.002 STEEL D) MOVEMENT: FREE SWINGING/SMOOTH-ACTING F) FINISH: A C B2/PF/SB/FB/NP/B Δ J) PIN RETENTION: NON-REMOVABLE	TOLERANCES UNLESS NOTED: X ±.060 XX ±.030 XXX ±.015 *STANDARD DIE BURRS PERMISSIBLE* ANGLES ± 2°	ITEM DESCRIPTION: CONTINUOUS HINGE CUSTOMER REFERENCE: CATALOGUE # E181
				LARSEN The Hinge People LARSEN & SHAW LIMITED Walkerton, Ontario N0G 2V0 (519) 881-1320 ORIGINAL DRAWN BY: JMH	PART # 1119EW6-- REV D

REV	DATE			CHANGE DESCRIPTION	CHG CAD
	Y	M	D		
	92	08	07	RELEASED	
A	96	02	22	72.0 WAS 72.00	
B	96	12	04	ADDED B2, W2, BL, PE, ZP FINISHES	
C	98	06	01	ADDED OL FINISH	
D	03	07	08	STEEL ±.005 WAS CRS ±.004	
E	04	09	13	ADDED ANTIQUE BRASS	
F	05	02	08	ADDED BLACK POWDER COAT (PF) FINISH	

- ALL DIMENSIONS ARE IN INCHES
- DRAWINGS ARE NOT TO SCALE
- KNUCKLE PATTERN MAY VARY
- SPECIFICATIONS APPLY BEFORE FINISH



SPECIAL OPERATIONS - STAKED - ZP & PF USE STEEL ±.005 $\Delta$ - OTHER FINISHES USE CRS ±.004 - FOR EL & PE, LACQUER BOTH SIDES		A) LEAF: THICKNESS .040 SEE BOX I) C) KNUCKLE LENGTH: 1/2" E) WIDTH: EQUAL * UNEQUAL * G) CLEANED NO * STD. * REV.		B) PIN: DIAMETER .090 ±.002 STEEL D) MOVEMENT: FREE SWINGING/SMOOTH-ACTING F) FINISH: PF/NP/FB/SB/ZP/EL/NONE $\Delta$ $\Delta$ $\Delta$ $\Delta$ AB/B2/W2/PE/BL/NB/OL J) PIN RETENTION: NON-REMOVABLE		TOLERANCES UNLESS NOTED: .X ±.060 .XX ±.030 .XXX ±.015 *STANDARD DIE BURRS PERMISSIBLE* ANGLES ± 2°	
LARSEN & SHAW Walkerton, Ontario NOG 2V0 (519) 881-1320				ITEM DESCRIPTION: CONTINUOUS HINGE		CUSTOMER REFERENCE:	
DRAWN/REVISED BY: JMH				CATALOGUE # 1005		PART # 1119E04--	
				REV F			

# Customer Approval

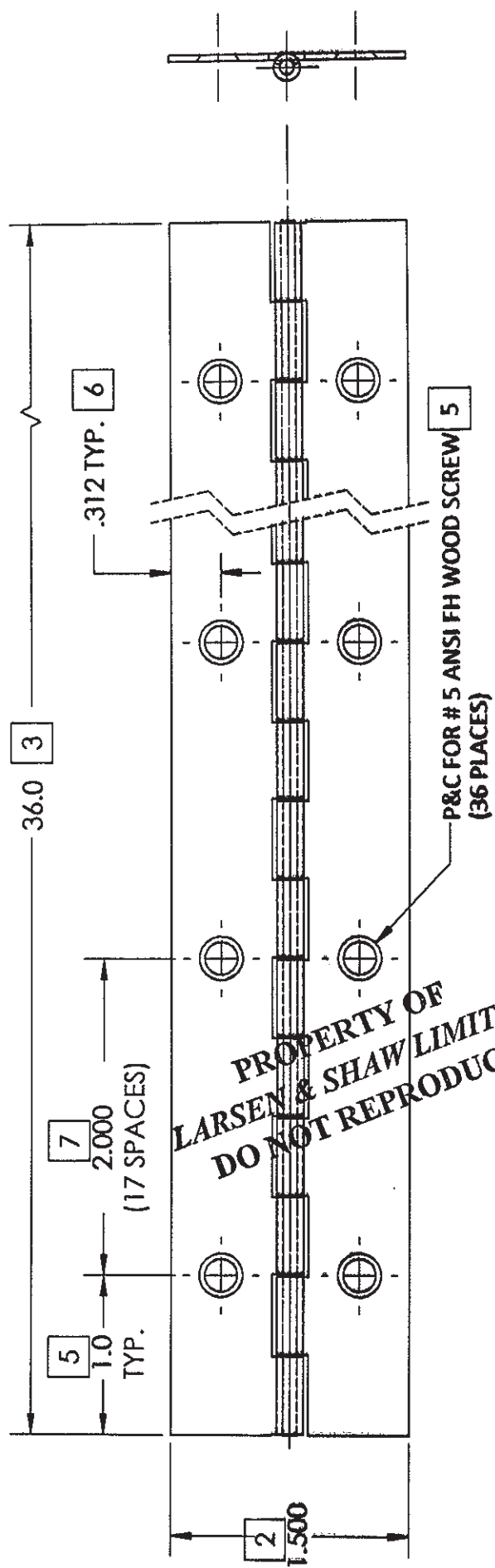
DATE: \_\_\_\_\_

APPROVED BY: \_\_\_\_\_

Your signature indicates that specs and tolerances on this print are acceptable and may differ from customer supplied print.

REV.	CHANGE DESCRIPTION	D / M / Y	CHG CKD	T&M
	RELEASED	23-Oct-13	<i>[Signature]</i>	N/A

- ALL DIMENSIONS ARE IN INCHES
- DRAWINGS ARE NOT TO SCALE
- KNUCKLE PATTERN MAY VARY



J) SPECIAL OPERATIONS - STAKED	A) LEAF: .040 ± .004 CRS		B) PIN: 0.090 ± 0.002 STEEL		TOLERANCES UNLESS NOTED: .X ± .060 .XX ± .030 .XXX ± .015		*STANDARD DIE BURRS PERMISSIBLE* ANGLES ±°	
	THICKNESS MATERIAL FINISH C) KNUCKLE LENGTH: 1" 2"		DIAMETER MATERIAL FINISH D) MOVEMENT: FREE SWINGING / SMOOTH ACTING		ITEM DESCRIPTION: CONTINUOUS HINGE		CUSTOMER REFERENCE: SPOKANE HARDWARE	
E) WIDTH: EQUAL		F) FINISH: STAT BRONZE		DW #: 08278		PART # 1119EW15B		
G) CLEANED: NO		H) ASSEMBLY: STD		DRAWN/REVISED BY: DW/JMH		REV. 1119EW15B		
LARSEN & SHAW Walkerton, Ontario N0G 2V0 (519) 881-1320								

REV.	CHANGE DESCRIPTION	D / M / Y	CHG/CKD	T&M
	RELEASED	23-Oct-13	gk pp	N/A

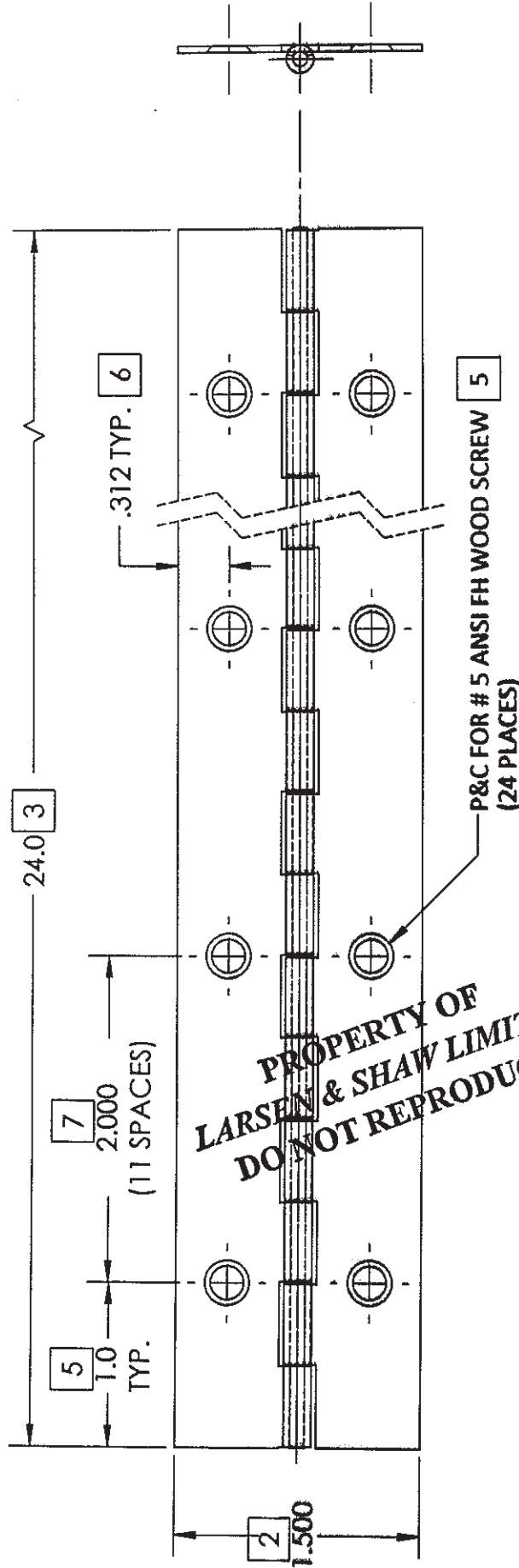
# Customer Approval

DATE: \_\_\_\_\_

APPROVED BY: \_\_\_\_\_

- ALL DIMENSIONS ARE IN INCHES
- DRAWINGS ARE NOT TO SCALE
- KNUCKLE PATTERN MAY VARY

Your signature indicates that specs and tolerances on this print are acceptable and may differ from customer supplied print.



I) SPECIAL OPERATIONS - STAKED	A) LEAF: .040 ±.004 CRS	B) PIN: 0.090 ± 0.002 STEEL	TOLERANCES UNLESS NOTED: .X ±.060 .XX ±.030 .XXX ±.015	*STANDARD DIE BURRS PERMISSIBLE* ANGLES ±2°
	THICKNESS MATERIAL FINISH C) KNUCKLE LENGTH: 1 1/2"	D) MOVEMENT: FREE SWINGING/SMOOTH ACTING	ITEM DESCRIPTION: CONTINUOUS HINGE	
E) WIDTH: EQUAL	F) FINISH: STAT BRONZE	CUSTOMER REFERENCE: SPOKANE HARDWARE		
G) CLEANED: NO	H) ASSEMBLY: STD	DW #: 08279		
I) PIN RETENTION: NON-REMOVABLE		PART # 1119EW7SB		
J) PIN RETENTION: NON-REMOVABLE		DRAWN/REVISED BY: DW/JMH		
K) ASSEMBLY: STD		L) PART # 1119EW7SB		
M) ASSEMBLY: STD		N) REV. REV.		

