



FS10, FS22, FS34, FSSP

Flood Shield

PRODUCT CUT SHEET

Material

Anodized Aluminum Housing

- ▶ 1/4" Marine Grade Aluminum Shield With Handle Cutouts
- ▶ Closed Cell Neoprene Rubber Gaskets Installed on Bottom and Sides of Shield
- ▶ Anodized Aluminum Mounting Channels
- ▶ Universal Channels Can Install Inside or Outside Mount
- ▶ Dark Bronze Mounting Channels Available (Specify)
- ▶ Stainless Steel Springs Provide Seal Compression
- ▶ #10 X 1 1/2" Stainless Steel Sheet Metal Screws

** Complies with guidelines of the Federal Emergency Management Agency (FEMA) and Federal Insurance and Mitigation Administration (FIMA) for use on doors in flood prone areas.*

Lengths up to 96" available

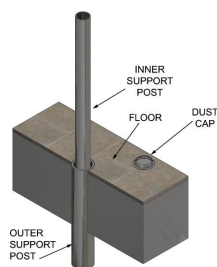
Over 50" a center support post is recommended

A threshold is recommended if sill is not smooth and clean

SKU	HEIGHT
FS10	10" high
FS22	22" high
FS34	34" high

** Up to 96" wide*

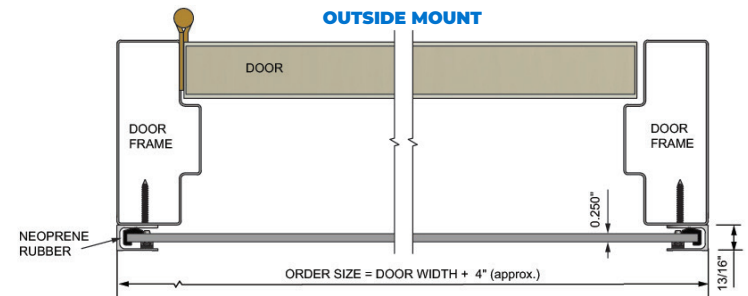
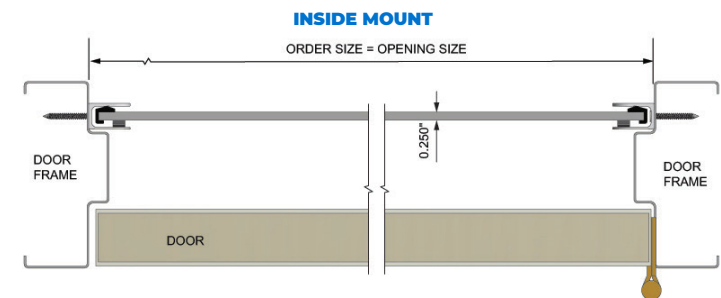
** Over 50" support post recommended*



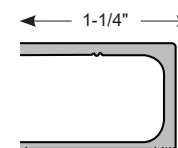
FSSP Optional Center Support & Cap



PROJECT:
SUBMITTED BY:
DATE:
NOTES:



MOUNTING CHANNEL



NGP-FLD-FS-PCS-1020-A