

Full-Surface Hinges

Standard Full-Surface Hinge

- Full-Surface units are designed mainly for retrofit work, and are applied to the exposed surfaces of the door and frame.

Full-Surface Fasteners:

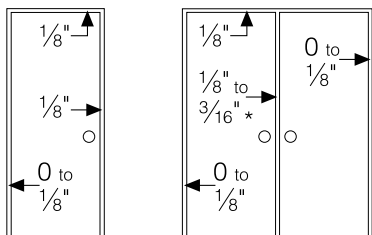
Frame Portion - #12-24 x 7/16", FHUC, Type C, threadforming.

- Standard Duty Hinges - 10 required for each leaf.
- Heavy Duty Hinges - 12 required for each leaf.
- Wood Screws - on request (specify on order).

Door Portion

- Thru-bolt - 1/4-20 x 1-5/8".
 - Standard Duty Hinges - 4 required.
 - Heavy Duty Hinges - 4 required.
- Shoulder Bolt - 1/4-20 x 1" PCH.
 - Standard Duty Hinges - 4 required.
 - Heavy Duty Hinges - 4 required.
- Pan Head Self Drilling #12 x 3/4".
 - Standard Duty Hinges - 6 required.
 - Heavy Duty Hinges - 6 required.
- #10 x 1-1/2" Truss Head SMS.
 - Standard Duty Hinges - 6 required.
 - Heavy Duty Hinges - 6 required.

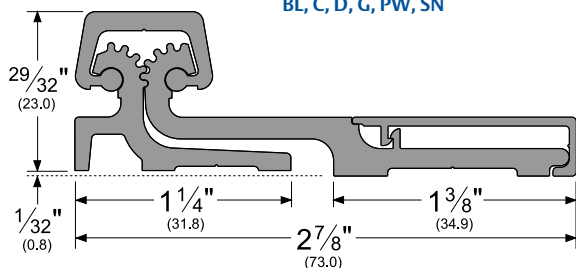
FS and FS_CP Door Clearances



* Certain door and frame conditions may require an extra 1/32"-1/16" clearance. Excessive clearance on fire rated assemblies may violate the requirements of NFPA 80.

Standard

_FS   LISTED Door Hinges 76Y2
 AVAILABLE FINISHES: **BHMA CERTIFIED**
 BL, C, D, G, PW, SN



Full-Surface Center Pivot Hinge

- Full-Surface Center Pivot units are designed mainly for retrofit work and are applied to the exposed surfaces of the door and frame.
- Full-Surface Center Pivot units easily replace butt hinges since no door or frame adjustments are necessary and are more versatile with restricted frame faces.

Full-Surface Center Pivot Fasteners:

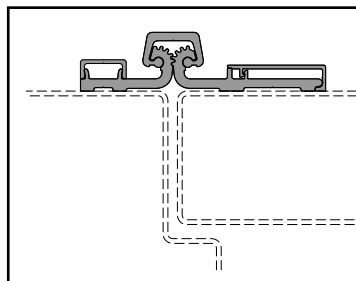
Frame Portion - #12-24 x 7/16",

Phillips Head Type C, threadforming.

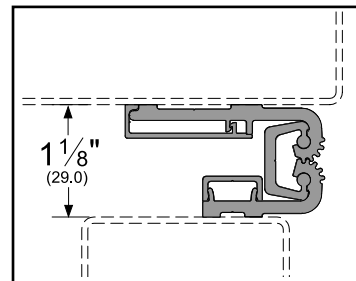
- Standard Duty Hinges - 12 required for each leaf.
- Heavy Duty Hinges - 12 required for each leaf.
- Wood Screws - on request (specify on order).

Door Portion

- Thru-bolt - 1/4-20 x 1-5/8".
 - Standard Duty Hinges - 4 required.
 - Heavy Duty Hinges - 4 required.
- Shoulder Bolt - 1/4-20 x 1" PCH.
 - Standard Duty Hinges - 4 required.
 - Heavy Duty Hinges - 4 required.
- Pan Head Self Drilling #12 x 3/4".
 - Standard Duty Hinges - 6 required.
 - Heavy Duty Hinges - 6 required.



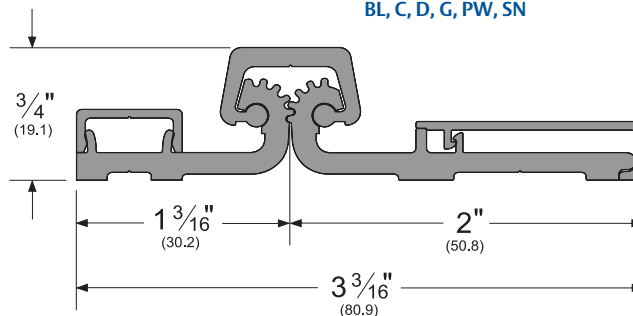
FS_CP in closed position.



FS_CP in full open position.

Center Pivot

_FS_CP   LISTED Door Hinges 76Y2
 AVAILABLE FINISHES: **BHMA CERTIFIED**
 BL, C, D, G, PW, SN



▲ AVAILABLE FINISHES FOR PRODUCTS SHOWN ON THIS PAGE (see General Information section for finish chart)

C (Clear Anodized) • D (Dark Bronze Anodized) • G (Gold Anodized) • SN (Satin Nickel Anodized)
 BL (Black Anodized) and PW (Painted White) are special finishes available upon request.