

4WP SERIES

WOOD SWING-OUT PANTRY

Rev-A-Shelf introduces the 4WP Series Swing-Out Wood Pantry System. Created for both Base and Tall 36" Pantry cabinets, the series features amenities the competitors just don't offer: From an industrial piano hinge, adjustable inside door and pantry shelves with chrome rails, to the flexibility of being able to add or remove stylish chrome bars to the top of the units for additional shelf space on both doors and swing-out pantry. The solid construction consists of ½" maple that has a UV-cured, clear finish to ensure a beautiful match to any cabinet. The complete kit includes two swing-out units and two door storage units with adjustable mounting brackets.



TALL & PANTRY
ACCESSORIES

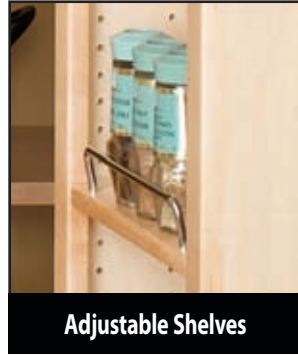
REV-A-SHELF®
Wood Classics™

4WP SERIES

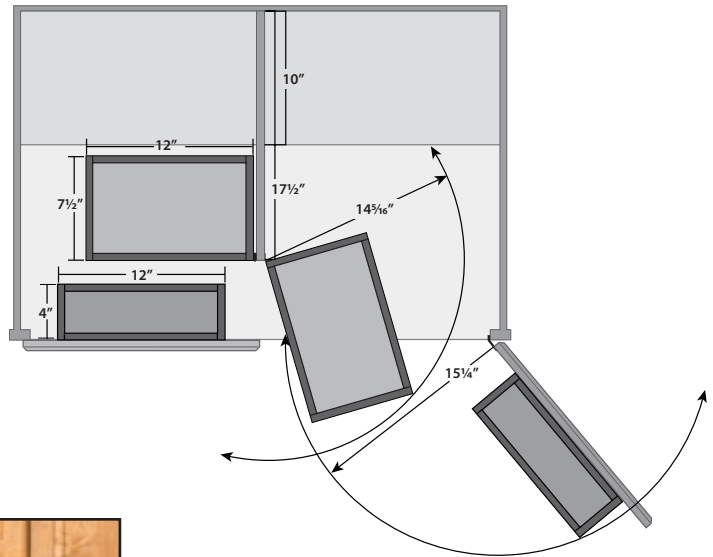
WOOD SWING-OUT PANTRY



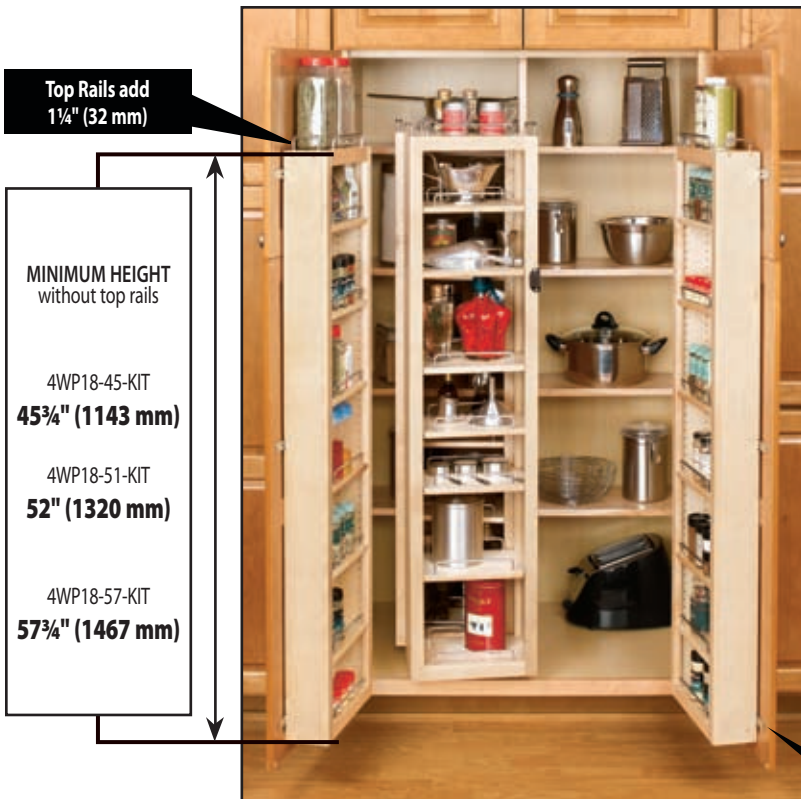
Chrome Top Rails can be installed to store items!



Adjustable Shelves



TALL & PANTRY ACCESSORIES



Top Rails add 1 1/4" (32 mm)

MINIMUM HEIGHT without top rails

4WP18-45-KIT
45 3/4" (1143 mm)

4WP18-51-KIT
52" (1320 mm)

4WP18-57-KIT
57 3/4" (1467 mm)



MINIMUM HEIGHT

4WBP18-25-KIT
25 3/4" (654 mm)

US PATENT NO: 7,204,569



Door Mount Brackets allow up to 5" of adjustment!

PRODUCT #s	DESCRIPTION	PRODUCT DIMENSIONS	FINISH	SET PER CARTON	WEIGHT PER CARTON	SUGGESTED LIST PRICE
Wood Swing Out Kits and Components						
Individual Pack						
4WSP18-25	25" Swing Out Pantry (w/Hardware) Single	12" (305 mm)W x 7 1/2" (191 mm)D x 25" (635 mm)H	Wood	1	17 lbs.	\$112.50
4WBDP18-25	25" Pantry Door Unit (w/Hardware) Single	12" (305 mm)W x 4" (102 mm)D x 25" (1296 mm)H	Wood	1	11 lbs.	\$100.75
4WBP18-25-KIT	25" Swing Out Pantry Kit - Includes (2) 4WSP18-25 and (2) 4WBDP18-25		Wood	1	58.8 lbs.	\$407.30
4WSP18-45	45" Swing Out Pantry (w/Hardware) Single	12" (305 mm)W x 7 1/2" (191 mm)D x 45" (1143 mm)H	Wood	1	25 lbs.	\$188.50
4WDP18-45	45" Pantry Door Unit (w/Hardware) Single	12" (305 mm)W x 4" (102 mm)D x 45" (1143 mm)H	Wood	1	17 lbs.	\$146.75
4WP18-45-KIT	45" Swing Out Pantry Kit - Includes (2) 4WDP18-45 and (2) 4WSP18-45		Wood	1	90.5 lbs.	\$660.20
4WSP18-51	51" Swing Out Pantry (w/Hardware) Single	12" (305 mm)W x 7 1/2" (191 mm)D x 51 1/4" (1302 mm)H	Wood	1	28 lbs.	\$200.10
4WDP18-51	51" Pantry Door Unit (w/Hardware) Single	12" (305 mm)W x 4" (102 mm)D x 51 1/4" (1302 mm)H	Wood	1	19 lbs.	\$155.90
4WP18-51-KIT	51" Swing Out Pantry Kit - Includes (2) 4WSP18-51 and (2) 4WDP18-51		Wood	1	101 lbs.	\$700.95
4WSP18-57	57" Swing Out Pantry (w/Hardware) Single	12" (305 mm)W x 7 1/2" (191 mm)D x 57" (1448 mm)H	Wood	1	29 lbs.	\$207.20
4WDP18-57	57" Pantry Door Unit (w/Hardware) Single	12" (305 mm)W x 4" (102 mm)D x 57" (1448 mm)H	Wood	1	23 lbs.	\$157.20
4WP18-57-KIT	57" Swing Out Pantry Kit - Includes (2) 4WDP18-57 and (2) 4WSP18-57		Wood	1	105.5 lbs.	\$706.00