



STAINLESS STEEL CONCEALED HINGE (SOFT/SELF CLOSE)

180SUS-C/D46

HINGES

CONCEALED HINGES



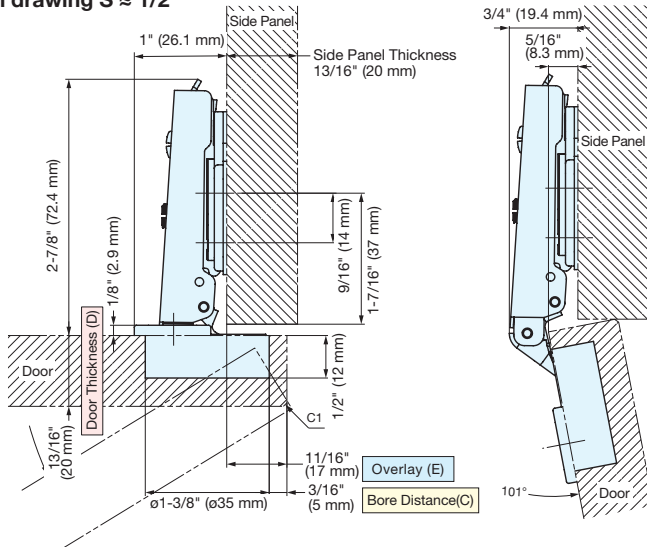
- Stainless steel hinge body construction allows for usage in outdoor environments.
- Passed 480 hour salt spray test.
- Resin casing protects damper from corrosive elements.
- Convenient clip-on mounting system with easy release dismount lever. (180SUS-P6T mounting plate sold separately)
- Soft-close version prevents the door from slamming shut.
- Self-closing version helps to firmly close door.
- Overlay: 9/16" ~ 3/4" (15 ~ 19mm)
- Door Thickness: 9/16" ~ 13/16" (15 ~ 20mm)
- 3-Way Adjustable (Overlay, Depth, Vertical)
- Durable, successfully passed 30,000 cycle test.

105°Opening

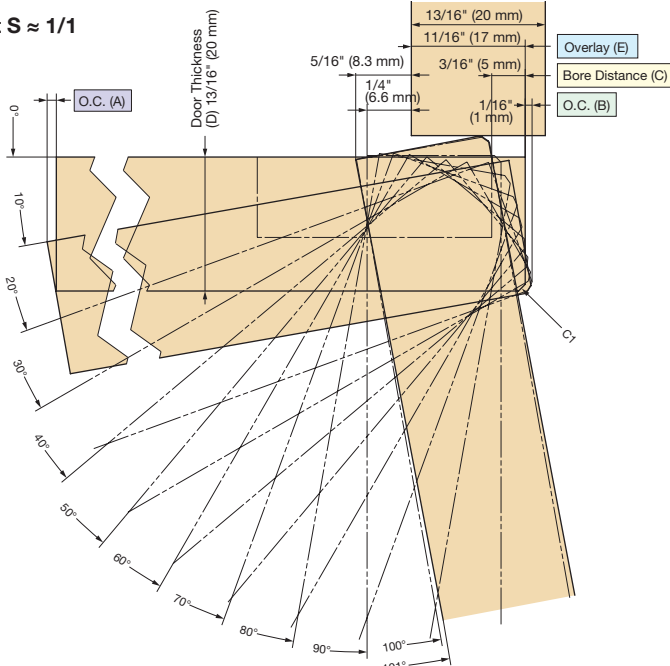
19 mm Overlay

Door Thickness 15 - 20 mm

Installation drawing S ≈ 1/2



Locus chart S ≈ 1/1



Bore Distance (C)

Bore Distance (C)	3	4	5
Overlay (E)	15	16	17

For standard type mounting plate 0 mm thickness. Turning the overlay adjustment screw to adjust overlay. (Adjustment range: ±2 mm). To achieve a 19 mm overlay, set the bore distance (C) at 5 mm and move the overlay adjustment back -2 mm.

Opening Clearance (O.C.)

Clearances for door edge O.C. (A) and hinge side O.C. (B) are necessary. O.C. (A) and (B) change depending on door thickness and bore distance (C). Refer to locus chart and tables below when designing cabinets.

O.C. (B)

Door Thickness (D)	Bore Distance (C)		
	3	4	5
15	0.1	0.1	0.1
16	0.2	0.2	0.2
17	0.4	0.4	0.3
18	0.6	0.5	0.5
19	0.8	0.8	0.8
20	1.1	1.1	1.0
21*	1.6	1.5	1.4
22*	2.3	2.0	1.8

*Please refer to the locus chart if door thickness is over 20 mm. (O.C. (B) can be reduced by machining the R and C faces on the door.)

O.C. (A)

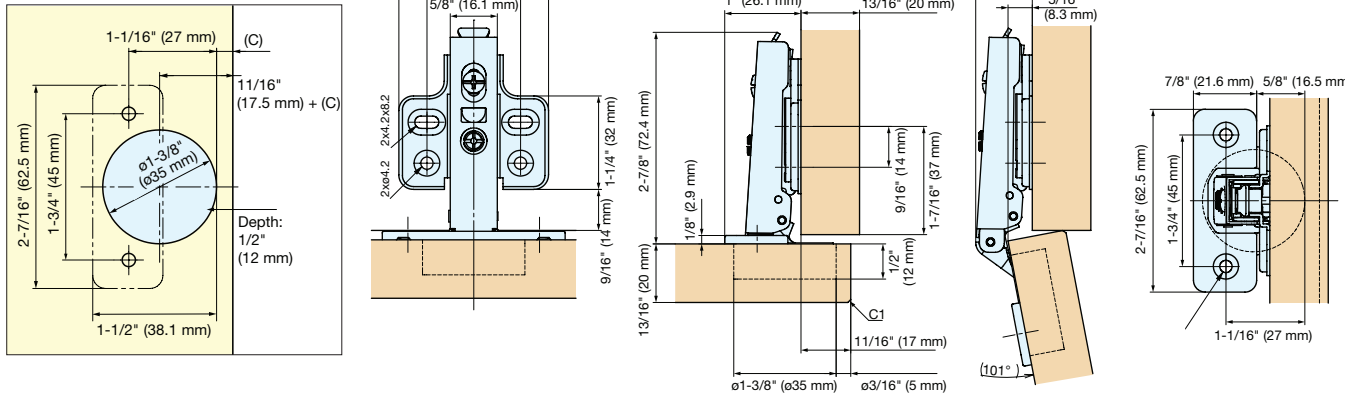
Door Thickness (D)	Door Width				
	300	400	450	500	600
20	0.24	0.18	0.15	0.14	0.12

*Reference values for door widths 500 and 600.

Item No.	Type	Door Thickness	Weight (g)	Box (pcs)	Carton (pcs)
180SUS-D46-19T	Soft Close Damper	9/16" ~ 13/16" (15 ~ 20 mm)	60	20	200
180SUS-C46-19T	Self-Close				

Material	Finish
304 Stainless Steel	Polished

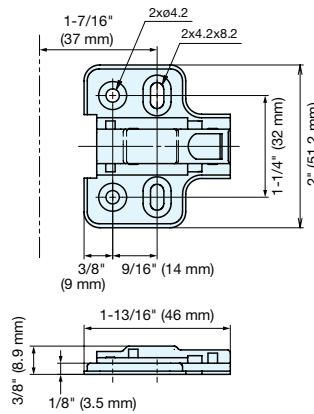
Bore Dimensions



STAINLESS STEEL MOUNTING PLATE



180SUS-P6T



- Full STAINLESS STEEL fabrication
- To be used with 180SUS-C46-19T and 180SUS-D46-19T

Material	Finish
304 Stainless Steel	Polished

Item No.	Weight (g)	Box (pcs)	Carton (pcs)
180SUS-P6T	15	20	400

Recommended Hinge Quantity

