

POCKET DOOR SYSTEM (INSET)

ALT-ST20-D360

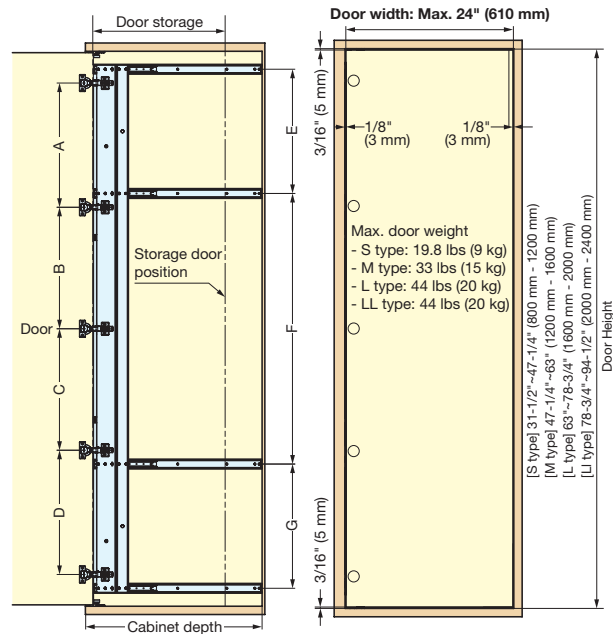
LATERAL OPEN
CABINET HARDWARE

POCKET DOOR SYSTEM

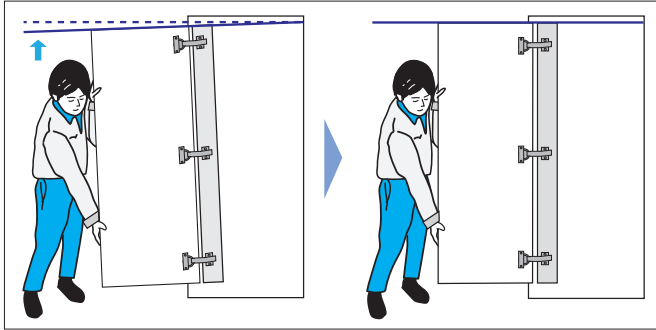


- Create a clean design with doors that can conveniently pocket away.
- Can manage doors up to 94-1/2" (2400 mm) tall weighing up to 44 lbs (20 kg).
- 5-speed adjustable soft-closing dampers (Uses 360 Olympia Hinges)
- 5-stage angle adjustment eliminating sagging doors
- L-Shaped connecting plate minimizing racking and reduces door sag.
- Available slide lengths: 16", 19", 22", 24" and 28".
- Durability: successfully passed 40,000 open/close private cycles.

Installation Example

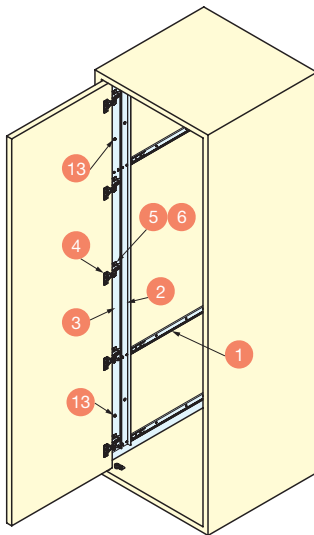


Easy Door Alignment Adjustment



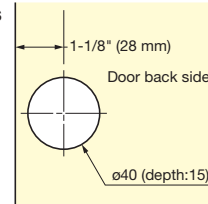
When installing, you can adjust the hanging angle just by lifting up the door.

Installation Example



- Number of slides
- S type : 2 pairs
- M type : 3 pairs
- L type : 4 pairs
- LL type : 4 pairs

Door Cut Out Dimensions



Last Digits of Item Name (Parts Set)	Door Storage Amount	Min. Cabinet Depth
16	10-9/16" (269 mm) + Thickness	16-1/4" (412 mm) + Thickness
19	13-9/16" (345 mm) + Thickness	19-3/16" (488 mm) + Thickness
22	16-9/16" (421 mm) + Thickness	22-3/16" (564 mm) + Thickness
24	18-9/16" (472 mm) + Thickness	24-3/16" (615 mm) + Thickness
28	22-5/8" (574 mm) + Thickness	28-1/4" (717 mm) + Thickness

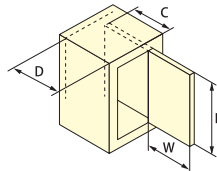
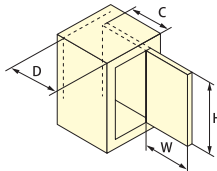
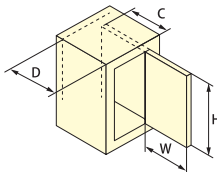
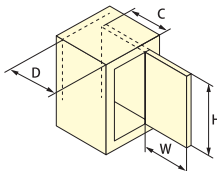
Type	Hinge Placement				Slide Placement		
	A	B	C	D	E	F	G
S Type	22-13/16" (580 mm)	-	-	-	26-3/4" (680 mm)	-	-
M Type	19-5/16" (490 mm)	19-5/16" (490 mm)	-	-	23-1/4" (590 mm)	19-5/16" (490 mm)	-
L Type	19-11/16" (500 mm)	14-15/16" (380 mm)	19-11/16" (500 mm)	-	19-11/16" (480 mm)	18-7/8" (480 mm)	19-11/16" (500 mm)
LL Type	17-3/4" (450 mm)	17-5/16" (440 mm)	17-5/16" (440 mm)	17-3/4" (450 mm)	17-3/4" (450 mm)	38-9/16" (980 mm)	17-3/4" (450 mm)

	ALT-ST20-D360S (2 slides)	ALT-ST20-D360M (3 slides)	ALT-ST20-D360L (4 slides)	ALT-ST20-D360LL (4 slides)
Door Width	Max. 24" (610 mm)			
Door Height	31-1/2"~47-1/4" (800 - 1200 mm)	47-1/4"~63" (1200 - 1600 mm)	63"~78-3/4" (1600 - 2000 mm)	78-3/4"~94-1/2" (2000 - 2400 mm)
Door Thickness	11/16"~1-3/16" (18 - 30 mm)			
Door Weight	Max. 19.8 lbs (9 kg)	Max. 33 lbs (15 kg)	Max. 44 lbs (20 kg)	


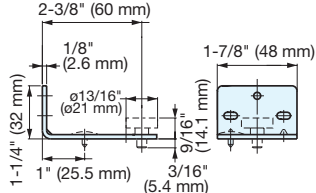
How to Order ALT-ST20-D360

Parts set

Not optional. Each set includes required parts.

Type	Door Spec (Thickness: 11/16" ~ 1-3/16" (18-30 mm))	C Door Storage	D Min. Cabinet Depth	Item Name
S	 <p>W= Max. 24" (610 mm) Weight= Max. 19.8 lbs (9 kg) H= 31-1/2"~47-1/4" (800-1200 mm)</p>	10-9/16" (269 mm) + Thickness	16-1/4" (412 mm) + Thickness	ALT-ST20-D360S-16
		13-9/16" (345 mm) + Thickness	19-3/16" (488 mm) + Thickness	ALT-ST20-D360S-19
		16-9/16" (421 mm) + Thickness	22-3/16" (564 mm) + Thickness	ALT-ST20-D360S-22
		18-9/16" (472 mm) + Thickness	24-3/16" (615 mm) + Thickness	ALT-ST20-D360S-24
		22-5/8" (574 mm) + Thickness	28-1/4" (717 mm) + Thickness	ALT-ST20-D360S-28
M	 <p>W= Max. 24" (610 mm) Weight= Max. 33 lbs (15 kg) H= 47-1/4"~63" (1200-1600 mm)</p>	10-9/16" (269 mm) + Thickness	16-1/4" (412 mm) + Thickness	ALT-ST20-D360M-16
		13-9/16" (345 mm) + Thickness	19-3/16" (488 mm) + Thickness	ALT-ST20-D360M-19
		16-9/16" (421 mm) + Thickness	22-3/16" (564 mm) + Thickness	ALT-ST20-D360M-22
		18-9/16" (472 mm) + Thickness	24-3/16" (615 mm) + Thickness	ALT-ST20-D360M-24
		22-5/8" (574 mm) + Thickness	28-1/4" (717 mm) + Thickness	ALT-ST20-D360M-28
L	 <p>W= Max. 24" (610 mm) Weight= Max. 44 lbs (20 kg) H= 63"~78-3/4" (1600-2000 mm)</p>	10-9/16" (269 mm) + Thickness	16-1/4" (412 mm) + Thickness	ALT-ST20-D360L-16
		13-9/16" (345 mm) + Thickness	19-3/16" (488 mm) + Thickness	ALT-ST20-D360L-19
		16-9/16" (421 mm) + Thickness	22-3/16" (564 mm) + Thickness	ALT-ST20-D360L-22
		18-9/16" (472 mm) + Thickness	24-3/16" (615 mm) + Thickness	ALT-ST20-D360L-24
		22-5/8" (574 mm) + Thickness	28-1/4" (717 mm) + Thickness	ALT-ST20-D360L-28
LL	 <p>W= Max. 24" (610 mm) Weight= Max. 44 lbs (20 kg) H= 78-3/4"~94-1/2" (2000-2400 mm)</p>	10-9/16" (269 mm) + Thickness	16-1/4" (412 mm) + Thickness	ALT-ST20-D360LL-16
		13-9/16" (345 mm) + Thickness	19-3/16" (488 mm) + Thickness	ALT-ST20-D360LL-19
		16-9/16" (421 mm) + Thickness	22-3/16" (564 mm) + Thickness	ALT-ST20-D360LL-22
		18-9/16" (472 mm) + Thickness	24-3/16" (615 mm) + Thickness	ALT-ST20-D360LL-24
		22-5/8" (574 mm) + Thickness	28-1/4" (717 mm) + Thickness	ALT-ST20-D360LL-28

Option

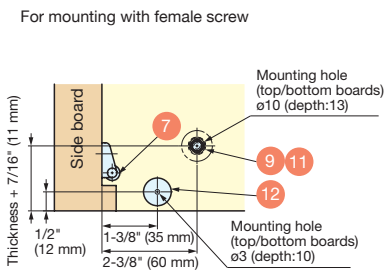
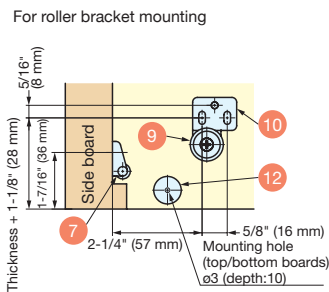
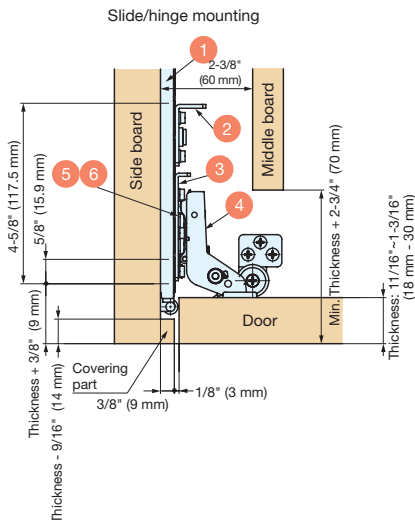
Qty	Item Name	Part
1	ALT-BR	Anti-vibration bracket  To keep distance between door and floor surface (e.g., laundry room).
Dimensions 		
Specifications Material: Steel Finish: Colored Chromate (trivalent)		

Item Name of Parts Set

ALT-ST20-D360S - 16

Type Name _____
Slide Length _____

Installation of Slide




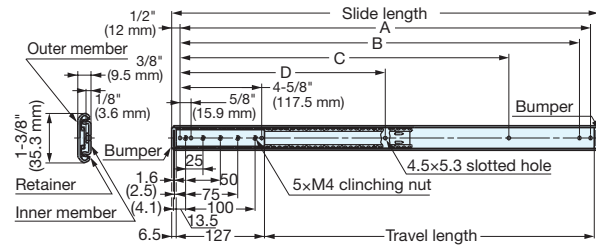
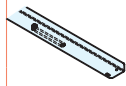
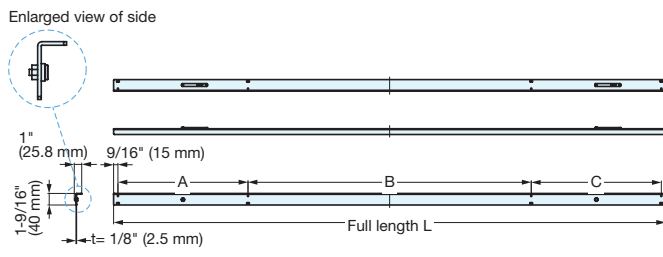
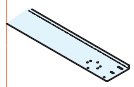
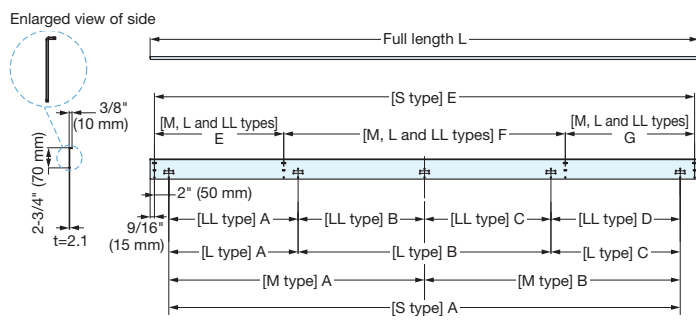
To hide the metal fittings, install a middle board (not included).
(An attachable/detachable middle board is recommended for easier maintenance.)

ALT-ST20-D360 Parts Set Details

The following 1-19 show detailed information on the set codes included on the previous page.

LATERAL OPEN
CABINET HARDWARE

POCKET DOOR SYSTEM

No.	Qty				Parts	Dimensions	Item Name
	S	M	L	LL			
1	2	3	4	 <p>The item number with the same last digits as those of the set item number is included in each set.</p>	 <p>Slide length Travel length Outer member Inner member Bumper Retainer 5xM4 clinching nut 4.5x5.3 slotted hole</p>	AL127C-16	
						AL127C-19	
						AL127C-22	
						AL127C-24	
						AL127C-28	
						Material: Steel Finish: Chromate	
2	1	 <p>The end of the item number indicates the corresponding size.</p>	 <p>Enlarged view of side Full length L</p>	ALT-ST20-S			
				ALT-ST20-M			
				ALT-ST20-L			
				ALT-ST20-LL			
				Material: Aluminum Alloy Finish: Silver Anodized			
3	1	 <p>Used in combination with the synchronized board. The end of the item number indicates the corresponding size.</p>	 <p>Enlarged view of side Full length L</p>	ALT-ST20-LPS			
				ALT-ST20-LPM			
				ALT-ST20-LPL			
				ALT-ST20-LPLL			
				Material: Aluminum Alloy Finish: Silver Anodized			

*For information on how to mount the parts and the quantities of the parts included in each parts set, please see the instructions.

ALT-ST20-D360 Parts Set Details


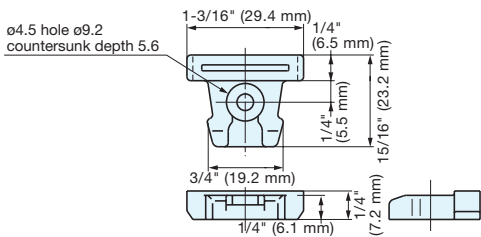

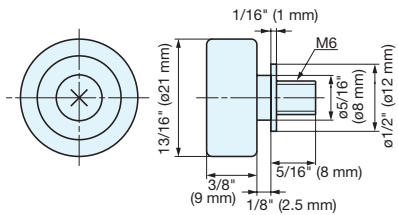

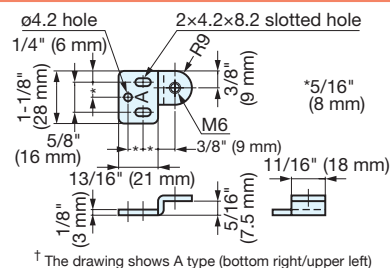

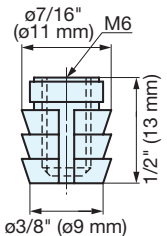

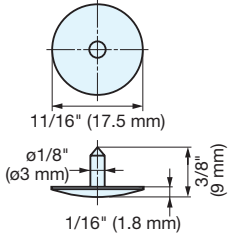
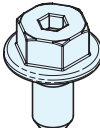
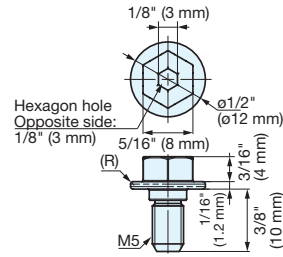
The following 1-13 show detailed information on the set codes included on the previous page.

No.	Qty				Parts	Dimensions	Item Name						
	S	M	L	LL									
4	2		3		<p>Hinge body (with built-in damper)</p>	H360-D26-0T	Material: Steel Finish: Nickel						
5	2		3		<p>Hinge mounting plate</p>	360-P4W-30T	Material: Steel Finish: Nickel						
6	2		3		<p>Mounting plate</p>	ALT-MP30	Material: Stainless Steel Finish: Barrel Polished						
7	2		3		<p>Guide roller</p> <p>Cross sectional view X-X</p>	ALT-GR	Material: Steel/Ethylene Propylene Rubber (EPDM) Finishing/Color: Nickel/White						
8 - 13	1				<p>Parts set</p> <div style="display: flex; flex-wrap: wrap; justify-content: space-around;"> <div style="text-align: center;"> <p>8 Catch</p> </div> <div style="text-align: center;"> <p>9 Roller</p> </div> <div style="text-align: center;"> <p>10 Roller bracket</p> </div> <div style="text-align: center;"> <p>11 Insert female screw</p> </div> <div style="text-align: center;"> <p>12 G-type sliding tack</p> </div> <div style="text-align: center;"> <p>13 Adjustment bolt</p> </div> </div>	<table border="1"> <tr> <td>S type</td> <td rowspan="2">ALT-ST15-D10-MP</td> </tr> <tr> <td>M type</td> </tr> <tr> <td>L type</td> <td rowspan="2">ALT-ST15-D10-LLP</td> </tr> <tr> <td>LL type</td> </tr> </table>	S type	ALT-ST15-D10-MP	M type	L type	ALT-ST15-D10-LLP	LL type	Necessary types and numbers of screws and hexagon wrenches are included.
S type	ALT-ST15-D10-MP												
M type													
L type	ALT-ST15-D10-LLP												
LL type													

*For information on how to mount the parts and the quantities of the parts included in each parts set, please see the instructions.
*1 The mounting plates in the images and drawings are not included in the set.

ALT-ST15, ALT-ST20 Parts Set Details

Detailed information on the parts sets used for ALT-ST15 and ALT-ST20

Qty		Parts	Dimensions	Item Name
S type	M type			
2		Catch 	 <p> $\phi 4.5$ hole $\phi 9.2$ countersunk depth 5.6 $1-3/16"$ (29.4 mm) $1/4"$ (6.5 mm) $1/4"$ (5.5 mm) $1/4"$ (5.5 mm) $3/4"$ (19.2 mm) $1/4"$ (6.1 mm) $15/16"$ (23.2 mm) $7/2"$ (7.2 mm) </p>	AL127-CH Material: Polyurethane (PUR) Color: Black
2		Roller 	 <p> $1/16"$ (1 mm) $13/16"$ ($\phi 21$ mm) $3/8"$ (9 mm) $5/16"$ (8 mm) $1/8"$ (2.5 mm) M6 $\phi 5/16"$ ($\phi 8$ mm) $\phi 1/2"$ ($\phi 12$ mm) </p>	DU19-B4SBR Material: Ethylene Propylene Rubber (EPDM)/Steel Finishing/Color: Gloss Chromate/White
Left/Right 1 each		Roller bracket* 	 <p> $\phi 4.2$ hole $1/4"$ (6 mm) $1-1/8"$ (28 mm) $5/8"$ (16 mm) $13/16"$ (21 mm) $1/8"$ (3 mm) $2 \times 4.2 \times 8.2$ slotted hole $3/8"$ (9 mm) $3/8"$ (9 mm) $5/16"$ (8 mm) $11/16"$ (18 mm) $5/16"$ (8 mm) $7/5"$ (7.5 mm) </p> <p>† The drawing shows A type (bottom right/upper left)</p>	ALT-2V-AB † Type A (bottom right/ upper left) ALT-2V-BB † Type B (upper right/bottom left) Material: Steel Finish: Colored Chromate
2		Insert female screw* 	 <p> $\phi 7/16"$ ($\phi 11$ mm) M6 $1/2"$ (13 mm) $\phi 3/8"$ ($\phi 9$ mm) </p>	SC-107-13 Material: Polyamide (PA) Color: White
2		G-type sliding tack 	 <p> $11/16"$ (17.5 mm) $\phi 1/8"$ ($\phi 3$ mm) $3/8"$ (9 mm) $1/16"$ (1.8 mm) </p>	G-175 Material: Polyethylene (PE) Color: Natural
1	2	Adjustment bolt 	 <p> $1/8"$ (3 mm) Hexagon hole Opposite side: $1/8"$ (3 mm) $5/16"$ (8 mm) $\phi 1/2"$ ($\phi 12$ mm) $3/16"$ (4 mm) $1/16"$ (1.2 mm) $3/8"$ (10 mm) M5 </p>	ALT-AB M5 Material: Steel (SWCH) Finishing/Color: Colored Chromate (Trivalent)/White Dedicated bolt for hanging adjustment

*Use either roller bracket or insert female screw, depending on the mounting method.