

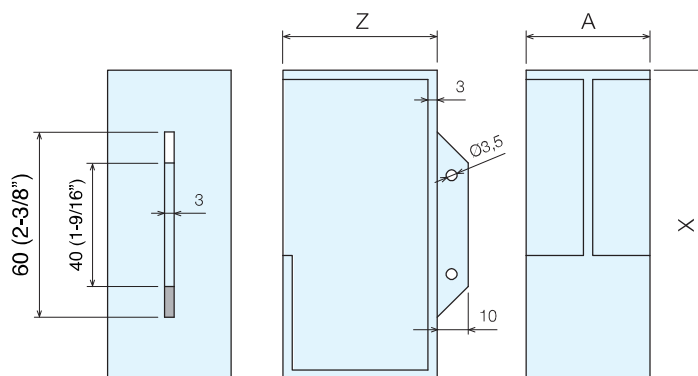
SLIDING DOOR HANDLE

STAINLESS
304
STEEL

DSI-4254



- Contemporary handle design that can be accessed from door front, back, or edge.
- Requires adhesive for installation (Such as 2-part epoxy, not supplied.)




Item No.	A	X	Z	Weight (g)	Box (pcs)	Carton (pcs)
DSI-4254-100-35	35 (1-3/8")	100 (3-15/16")	50 (2")	293 (0.7 lbs)	1	10
DSI-4254-100-45	45 (1-3/4")	100 (3-15/16")	50 (2")	345 (0.8 lbs)		
DSI-4254-200-35	35 (1-3/8")	200 (7-7/8")	85 (3-3/8")	746 (1.7 lbs)		
DSI-4254-200-45	45 (1-3/4")	200 (7-7/8")	85 (3-3/8")	822 (1.8 lbs)		
DSI-4254-300-35	35 (1-3/8")	300 (11-13/16")	85 (3-3/8")	1110 (2.5 lbs)		
DSI-4254-300-45	45 (1-3/4")	300 (11-13/16")	85 (3-3/8")	1231 (2.7 lbs)		
DSI-4254-500-35	35 (1-3/8")	500 (19-11/16")	85 (3-3/8")	1795 (4.0 lbs)		
DSI-4254-500-45	45 (1-3/4")	500 (19-11/16")	85 (3-3/8")	2019 (4.5 lbs)		

Material	Finish
304 Stainless Steel	Satin

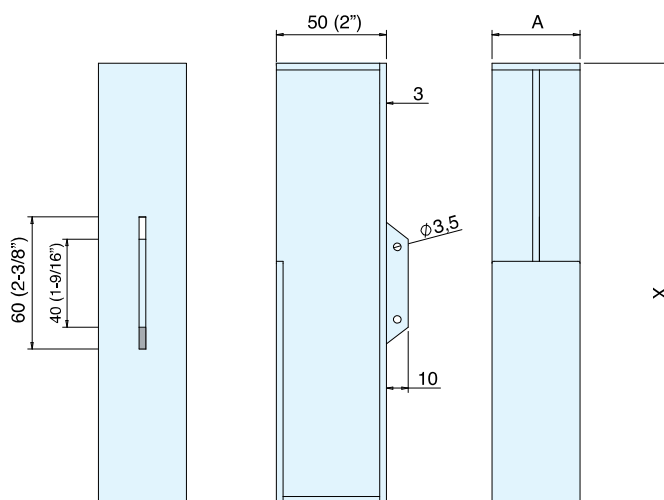
SLIDING DOOR HANDLE (SLIM)

STAINLESS
304
STEEL

DSI-4254S



- Contemporary handle design that can be accessed from door front, back, or edge.
- Requires adhesive for installation (Such as 2-part epoxy, not supplied.)



Item No.	A	X	Weight (g)	Box (pcs)	Carton (pcs)
DSI-4254S200-35	35 (1-3/8")	200 (7-7/8")	541 (1.2 lbs)	1	10
DSI-4254S200-45	45 (1-3/4")	200 (7-7/8")	626 (1.4 lbs)		
DSI-4254S300-35	35 (1-3/8")	300 (11-13/16")	811 (1.8 lbs)		
DSI-4254S300-45	45 (1-3/4")	300 (11-13/16")	941 (2.1 lbs)		

Material	Finish
304 Stainless Steel	Satin