


FOLDING BRACKET WITH SOFT-CLOSE



EB/EP-D



Black

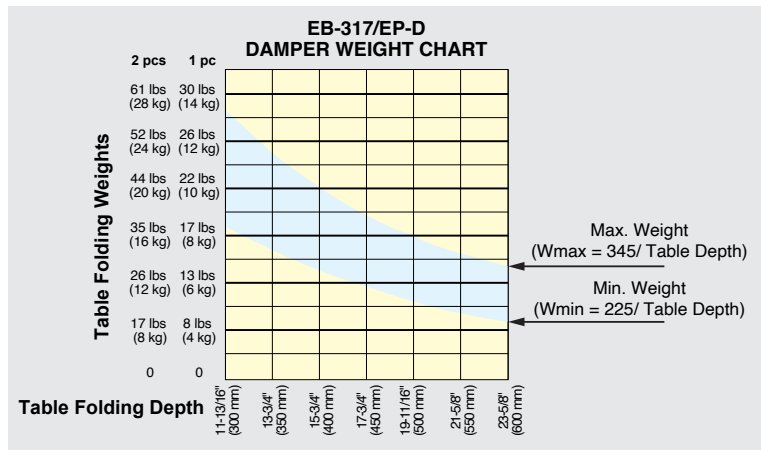
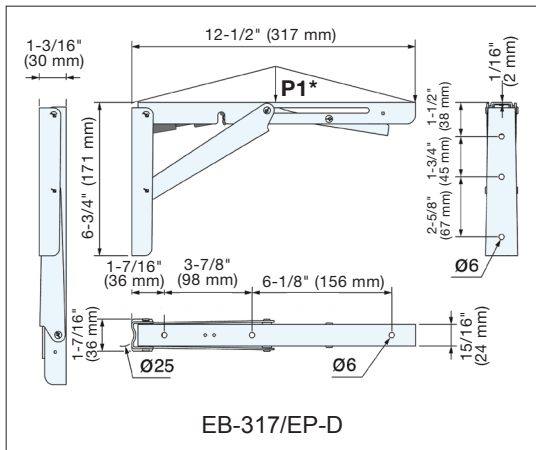
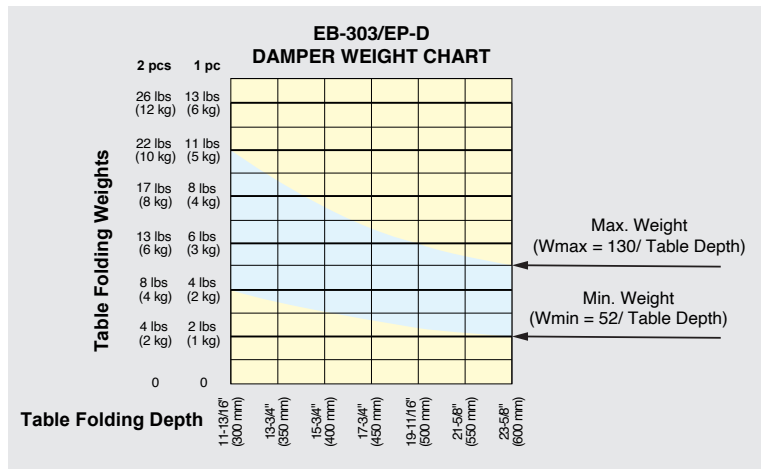
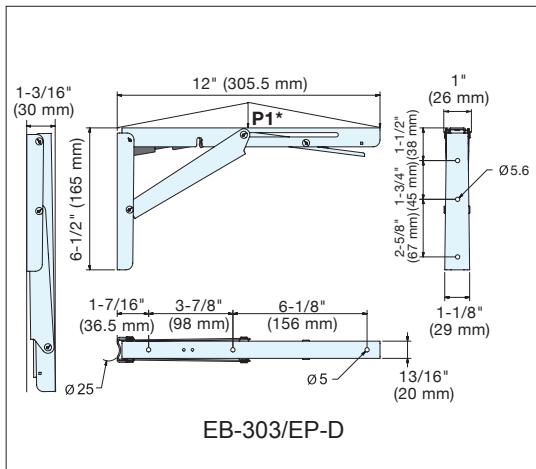
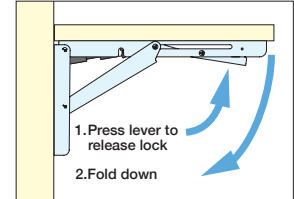
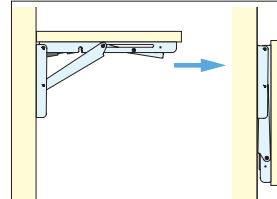


Stainless Steel



Folding Bracket

- Automatically locks when flap is in open position.
- Press lever to release the lock.
- Additional hinges not required.
- Damper unit with a soft-closing feature which makes bracket smoother and safer.
- Refer to DAMPER WEIGHT CHART below for appropriate table weight and depth when softly folding down the table.
- For panel thickness 9/16" ~ 1-3/8" (15 ~ 35 mm).
- Durability tested 50,000 cycles (private).



To find your Min./Max. table weight per single damper, please reference the formula shown next to the charts above and 18" depth examples below.

EB-303/EP-D

Maximum weight 7.2 lbs = 130/18 in.
Minimum weight 2.8 lbs = 52/18 in.

EB-317/EP-D

Maximum weight 19.1 lbs = 345/18 in.
Minimum weight 12.5 lbs = 225/18 in.

Item No.	Finish	Max Bracket Capacity (P1 Open Position)*	Max Capacity for Damper (Table Folding)	Weight (g)	Box (pcs)
EB-303/EP-D	Stainless	660 lbs/pair (300 kg)	22 lbs/pair (10 kg) at table depth 11-13/16"	515	20
EB-303/EP-BL-D	Black				
EB-317/EP-D	Stainless	880 lbs/pair (400 kg)	57 lbs/pair (26 kg) at table depth 11-13/16"	750	20
EB-317/EP-BL-D	Black				

Part Name	Material
Main Body	304 Stainless Steel
Plate Spring	
Rivet	