

ABOUT LIVE FINISHES

The oxidation process that Sun Valley Bronze uses to create patinas is an accelerated version of natural exposure to time, touch, and environment. Repeated handling of the hardware will lead to the graceful wear of the patina. Sun Valley Bronze believes patina wear is an inherent quality of the hardware. As with any hand-applied patina finish, color variations should be expected, lending character and distinction to elegant design.

CARING FOR FINISHES


Bronze is naturally weather resistant, requiring very little maintenance and simple care. Sun Valley Bronze recommends cleaning bronze hardware with mild soap and water. **DO NOT** use abrasive or chemical-based cleaners, as they will abrade and degrade hardware surfaces. Apply several coats of high quality clear paste wax to protect the finish. Buff lightly with a clean, dry cloth. For care of polished finishes, we recommend using a clean, non-abrasive polishing cloth.

Please contact your dealer for complete care instructions.


SILICON BRONZE



S



S1



S2



S3




SP


WHITE BRONZE




W




W1



W2




W3



WP

BRASS



B1



BP



FINISHES

The oxidation process that Sun Valley Bronze uses to create patinas is an accelerated version of natural exposure to time, touch, and environment. Repeated handling of the hardware will lead to the graceful wear of the patina. Sun Valley Bronze believes patina wear is an inherent quality of the hardware. As with any hand-applied patina finish, color variations should be expected, lending character and distinction to elegant design.

SILICON BRONZE Color Range Raw – Burnished – Brown – Dark Brown – Polished Copper

- S Raw silicon bronze. No patina applied to the flat, tumbled bronze. Color is a light brown with a matte finish.
- S1 Burnished silicon bronze. No patina applied. Color is light honey brown. This finish will naturally oxidize with age to a light reddish-brown with some green on exterior or high humidity installations.
- S2 Medium reddish-brown patina. Color will darken over time.
- S3 Dark brown patina. Similar to an oil-rubbed bronze finish (similar to US10B).
- SP Polished silicon bronze. No patina or lacquer applied. Similar to polished copper. **Upcharge applies for all hardware, plumbing, lighting and furniture.** This finish is NON-REFUNDABLE.

WHITE BRONZE Color Range Raw – Burnished – Pewter Grey – Black – Polished Nickel

- W Raw white bronze. No patina applied to the flat, tumbled bronze. Color is a nickel-silver with a matte finish.
- W1 Burnished white bronze. No patina applied. Color is bright nickel-silver.
- W2 Medium pewter grey patina (similar to US15A).
- W3 Dark grey/black patina.
- WP Polished white bronze. No patina or lacquer applied. Similar to polished nickel. **Upcharge applies for all hardware, plumbing, lighting and furniture.** This finish is NON-REFUNDABLE.

BRASS

- B1 Burnished brass. No patina applied. Color has a light golden hue. This finish will naturally oxidize with age.
- BP Polished brass. No patina or lacquer applied. **Upcharge applies for all hardware, lighting and furniture.**

CARING FOR FINISHES

Bronze is naturally weather resistant, requiring very little maintenance and simple care. Sun Valley Bronze recommends cleaning bronze hardware with mild soap and water. DO NOT use abrasive or chemical-based cleaners, as they will abrade and degrade hardware surfaces. Apply several coats of high quality clear paste wax to protect the finish. Buff lightly with a clean, dry cloth.

CONTACT YOUR SUN VALLEY BRONZE DEALER FOR COMPLETE CARE INSTRUCTIONS.

