

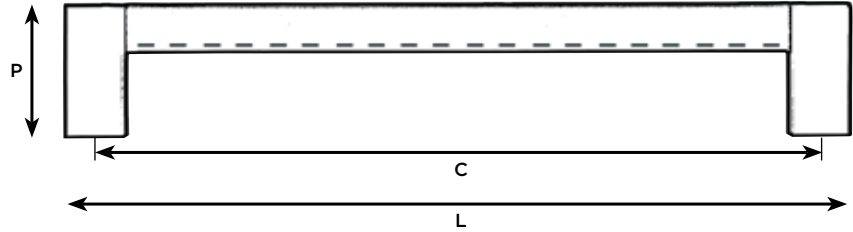


R1068

RECESS LEATHER

SQUARE LONG (STITCH IN) DOOR PULL

DIMENSIONS



	R1068		
C	200mm / 7 7/8"	300mm / 11 13/16"	400mm / 15 3/4"
L	225mm / 8 7/8"	325mm / 12 13/16"	425mm / 16 3/4"
P	65mm / 2 9/16"	65mm / 2 9/16"	65mm / 2 9/16"
W	25mm / 1"	25mm / 1"	25mm / 1"

C Centre to Centre **P** Projection
L Length **W** Width (Grip)

Imperial measurements converted from metric to nearest 1/32nd"
 Dimensional tolerance +/- 1.5mm


Square Rose N/A
No Rose N/A

ALSO AVAILABLE

Metal Finishes



Leather Finishes



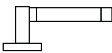

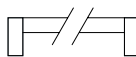



FINISHES

FIXINGS

- Single Bolt Fix** M10 x 50mm long machine bolt (45mm max door thickness)
- Single Face Fix** Self tapping inserts with face fix spindles (30mm min door thickness)
- Back-to-Back Pair** M10 back-to-back spindles (60mm max door thickness; please state if glass door)

Please contact Sales for alternative fixing kits

COORDINATING PRODUCTS

	Door Lever	R1021, R1465, R2030		Furniture Knob	R1200, R1201, R2154, R2153
	Door Pull	R1067, R1084, R1081, R2631		Furniture Pull	R1173, R1199, R2233
	Window Hardware	R2527, R2556		Bathroom Accessories	R1718, R1217, R1219

TURNSTYLE DESIGNS LTD

Baron Way, Roundswell Business Park, Barnstaple, Devon, EX31 3TB, England
 +44 (0)1271 325325 / www.turnstyledesigns.com / sales@turnstyledesigns.com